

Welcome to SPC Kids Korner!

August 25, 2024

Key Verse:

But the LORD provided a large fish to swallow up Jonah, and Jonah was in the belly of the fish three days and three nights.

Jonah 1: 17

Today's Story:

Jonah

Jonah 1 & 2

Service Activity:

Load groceries for PRC!

What to Wear:


During the Summer, we will occasionally be outside. Please make sure you're in comfortable clothing. :)

Looking Ahead:

VBS! September 7, 2024 from 10a - 3p with Lunch!

Trunk or Treat: October 27, 2024 from 3-5 p!

Christmas program: December 15th!



Jonah and the Big Fish

G S M S I L U C L S C R E V B
W A B E W S W A L L O W V P E
A C Z A B K I N G K Y N N R L
X K W F S V M B K E E R F A L
T C W C X B T Y B K G A X Y Y
U L J S J P D Z K O F N Y O R
Q O O E S G R A J E F G V H N
Y T N J H H G O D O U Y J I I
R H A H Y L I O P Q Q Q V Q N
H R H S K W G P K H K N V L E
T M E W R Q G Q G F E G K H V
B F R U S T U B L T A T W I E
E B X M N R H M I U S Q O G H
N V T U I G H Y Y M F I S H X
U U O P X W T F D G H R U H A

Sackcloth

Prophet

King

Swallow

Jonah

Pray

Nineveh

Fish

Sea

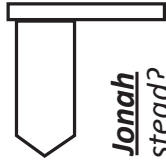
Belly

Ship



Which city did **God** tell Jonah to go to?

_____ and why?
Jonah 1:12



Where did **Jonah** try to go instead?

_____ What did he travel in?

_____ Jonah 1:3



What did God send to stop him?

A great _____
What did Jonah tell the **sailors** to do to make the sea **calm**?

_____ him into the **sea**
Jonah 1:4-16

JONAH'S JOURNEY



Jonah 1-4

Look up the Bible references to find the missing words then look for them and the words in **bold** in the word search

S W A L L O W E D H F
 A D E M E S A G E A
 C R E L E N T E D S S
 K D B V J G H B O A T
 C A L M O R N F I N G
 L Y W I N D O I L S
 O S P R A Y W G S H R E
 T A R S H I S T Y S A
 H T B N F O R S H I P
 N I N E V E H S H I P

DID YOU KNOW?

In Bible times wearing itchy sackcloth made from goat hair was a sign of grief and repentance.

What **swallowed** Jonah?

A big _____

How long was he there?

three _____ and

three _____

Jonah 1:17



What did Jonah do?

_____ then what did the fish do?

Jonah 2:1-10



When Jonah reached Nineveh he proclaimed God's **message**... the city would be overthrown in

_____ days

Jonah 2:1-10

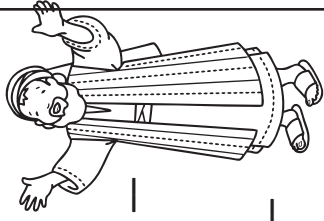
What did the people do?

_____ What did they put on?

Jonah 3:1-9

What did God do?

Jonah 3:10






©deborah_noble@MouseMakesStudio/Etsy

glue

Three days and nights Jonah lay in the belly of the fish. He cried out to God and his prayer was heard. God spoke to the fish and it spat Jonah out onto dry land. God again told Jonah to go to Nineveh, and this time he went!



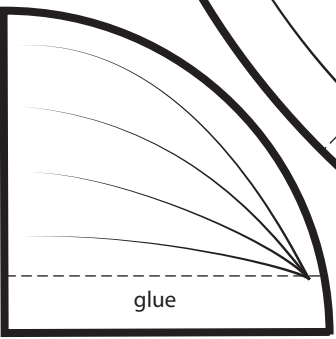

As Jonah sank into the waves God sent a great fish to swallow him.



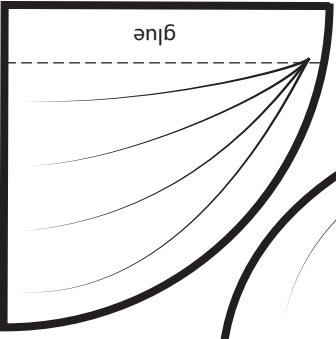
Jonah prayed to the Lord his God then said: "Throw me into the sea. It's my fault that God has sent this storm!"



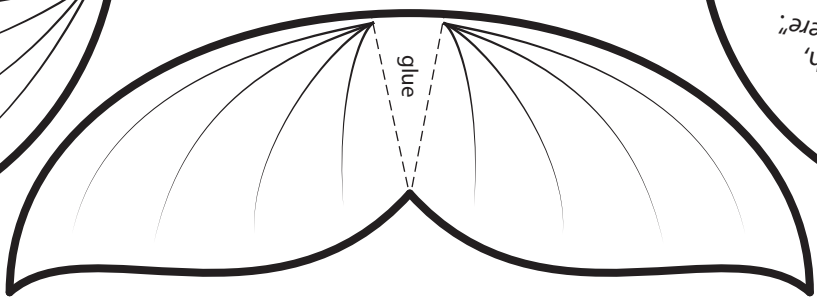
The Lord hurled a great wind and storm on the sea, the sailors were afraid, they cried out to their gods. Jonah prayed to the Lord and ran away fleeing to Tarshish on a ship. "Go to Nineveh" God told Jonah, "I have a message for the people there;" But Jonah disobeyed the Lord and ran away fleeing to Tarshish on a ship.



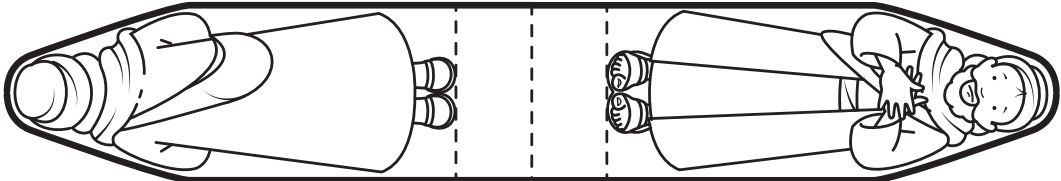
glue



glue



glue



glue

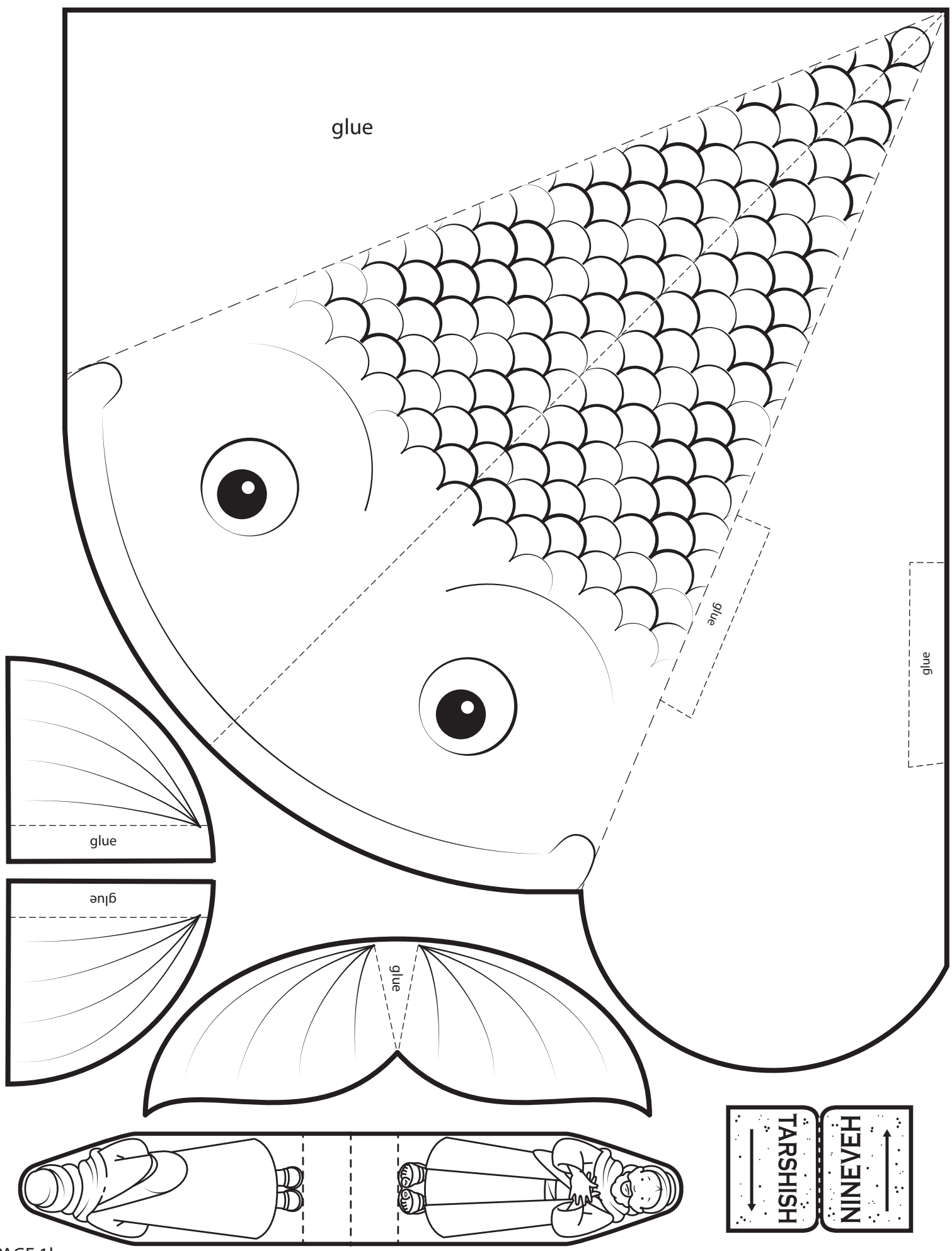
glue

glue

glue

glue

glue



TO MAKE JONAH AND THE FISH

The help of an **adult** may be needed when cutting and assembling

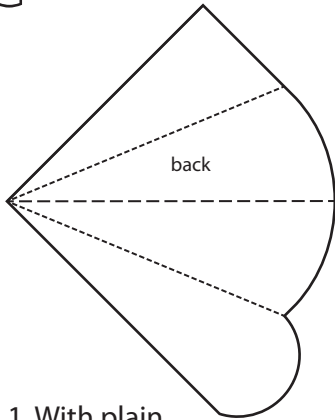


Print out the fish (page 1) onto thin card or heavy weight paper. (160 + gsm copy card is suitable)

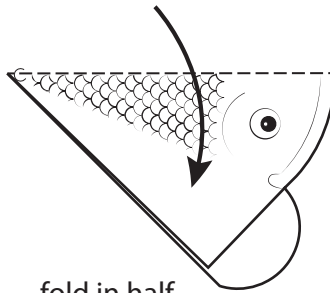
N.B. The fish can be printed onto **white** card for colouring in **OR** print onto **colored** card (e.g. blue or green) for coloring in using lighter shade colored pencils. If using colored card for the fish you may want to print Jonah (page 2) onto white card



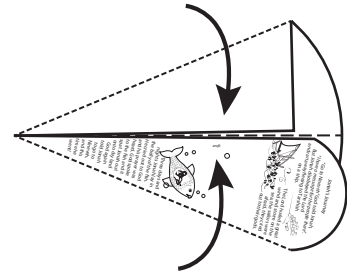
TO MAKE THE FISH:  Cut out the fish body, fins and tail  color in then...



1. With plain side (back/inside) facing...

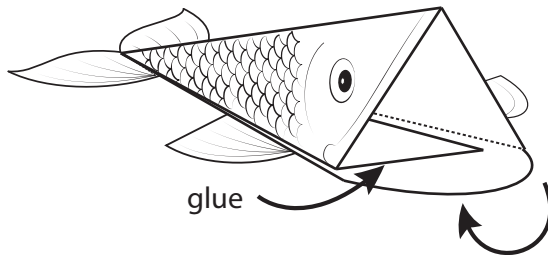


...fold in half.




2. Open out again then fold both edges into the center along the first/centre fold line.

3. Open out again. With top/printed side facing put glue onto the base triangle marked 'glue' then stick onto the back of the other base triangle (with the text on).



Fold under and stick together to form base



4. Glue on fins and tail where marked.



Cut out the Jonah piece and color in.



Fold in half with the back (plain) sides facing then fold the other way along the dotted lines by Jonah's feet. Add a small spot of glue to the inside of the head and stick together.



Cut out the sign, color in then fold in half



TIP

To make folding easier either score the fold lines first before folding or place a ruler along the fold lines, fold the card up along the ruler edge before folding down.

As some pages have images close to the edge make sure your printer is set to the correct paper size or reduce the image size by a few % or select 'fit to page'.